

Anti-Poverty Action for Children, Families and Communities



2025 Annual Report



TCC Mission Statement

"TCC engages the entire community to listen to and partner with low-income individuals and families to expand their opportunities to move out of economic poverty and towards prosperity."

TCC Vision Statement

"TCCAP has a substantive relationship with the low-income population we serve, and we strive to be a leader in educating and organizing the community on issues surrounding economic poverty."



Community Action Promise

"Community Action changes lives, embodies the spirit of hope, improves communities, and makes America a better place to live. We are about the entire community, and we are dedicated to helping people help themselves and each other."

Head Start, Early Head Start, and Child Care Partnership

Head Start



The Head Start program served 185 children and 167 families. The average monthly enrollment was 91%. Of the children served 82% were at or below 100% of poverty, 9% were between 100% and 130% of poverty, and 8% were over income.

The Early Head Start program served 197 children, including 2 pregnant women, and 170 families. The average monthly enrollment was 90%. Early Head Start center-based averaged a monthly enrollment of 95%, while the Early Head Start home based monthly enrollment had an average of 66%. Of the children served, 93% were at or below 100% of poverty, 5% were between 100% and 130% of poverty, and 1% were over income.

Early Head Start



Child Care Partnership



The Child Care Partnership program served 56 children and 50 families. The average monthly enrollment was 49%. The enrollment for Child Care Partnership was affected by the loss of TCC's partnership with Kootasca and Lakes and Pines Head Start. Of the children served 89% were at or below 100% of poverty, 7% were between 100% and 130% of poverty, and 4% were over income.

Parent Involvement



Throughout the year parents participated in Policy Council, Parent Meetings, Parent-Teacher Conferences, Self-Assessment, National Head Start Association Parent and Family Engagement Conference, and Conscious Discipline Parent Curriculum. There were also 4 "Family Fun Nights" in each county that took place during the year.

Percentage of enrolled children that received medical and dental exams

Program	Medical Exams	Dental Exams
Head Start	84%	68%
Early Head Start	79%	37%
Child Care Partnership	100%	52%

Preparing for Kindergarten

TCCAP collaborates with local school districts and parents/guardians to best prepare children for kindergarten. The Head Start and Early Head Start programs use *The Creative Curriculum* for planning and *SmartTeach* for assessments. Staff hold 3-4 parent-teacher conferences throughout the program year to discuss children's progress and needs. Transitions between TCCAP and the school districts are coordinated to ensure the family's transition is as smooth as possible.

Reviews

A CLASS Video Review was conducted in 2022. The Head Start program scored above the national Average in each of the three domains (Emotional Support, Classroom Observation, and instructional Support.)

A Focus Area 2 review was conducted in 2023. The review found that the program is in compliance with the requirements of Head Start. A Focus Area 1 review will occur in 2026.

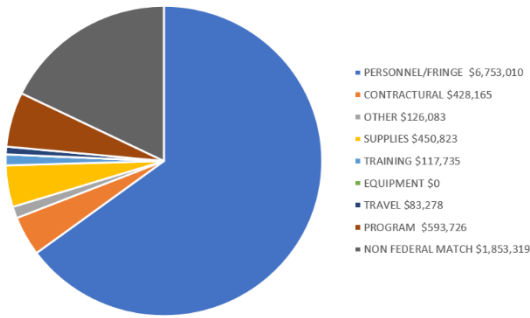
A Risk Assessment Notification (RAN) review was also completed in 2023 and again in 2024. These reviews resulted in safety concerns that have been corrected as stated in the follow up letters.

An Improper Payment Review occurred in 2025, which resulted in no findings.

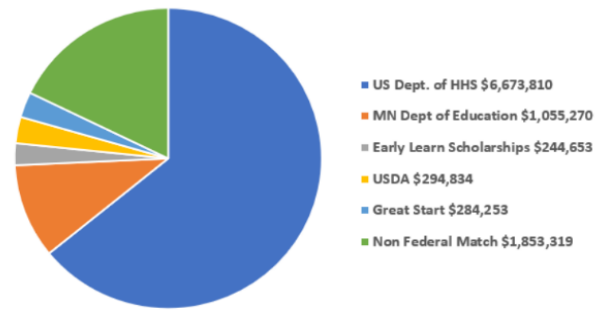
The most recent audit resulted in unmodified financials and Federal Award.



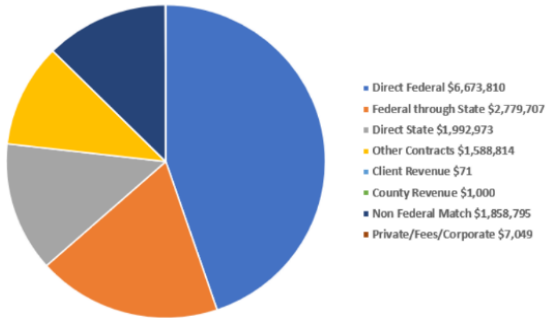
Head Start, Early Head Start & Child Care Partnership Expenses \$10,406,140



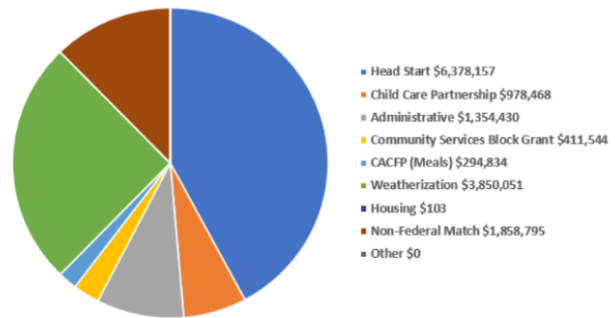
Head Start, Early Head Start & Child Care Partnership Proposed Budget \$ 10,406,140



Agency Source of Funds \$14,902,220



Agency Use of Funds \$ 15,126,381



Community Services Block Grant

Community Services staff provide participants with options and resources to help solve their emergency food, shelter, health, housing, transportation, employment and tax preparation issues.

Sarah came to us struggling with the weight of personal life obstacles while desperately trying to keep a part-time job with a car that needed lots of repairs.

Community Services staff were able to provide resources through the *Getting to Work Grant* which assists people with funds for needed car repairs to maintain their employment along with financial literacy. TCCAP was also able to provide tax preparation assistance and emergency services to support Sarah while she navigated through budgeting for life's challenges.

With a little help and lots of encouragement from TCCAP, Sarah is now successfully employed full-time and enrolled in college.



Board of Directors

Christopher Brigman <i>Board Chairperson</i>	Legal Expert Private Sector Crow Wing Cty
Lew Noska <i>Board Vice Chairperson</i>	Public Sector Todd County
Barbara Renner <i>Board Treasurer</i>	Private Sector Crow Wing Cty
Jeremiah Zahnow <i>Board Secretary</i>	Private Sector Todd County
Carissa Paulsen	Low Income Sector Crow Wing County
Cash Robinson	Low Income Sector Crow Wing County
Darrel Olson	Public Sector Crow Wing County
Ed Moran	Public Sector Morrison County
Bob Byers	Public Sector Todd County
Toy Ross-Sullivan	Low Income Sector Todd County

Weatherization

Weatherization Annual Report

During the reporting year, the agency leveraged federal, state, utility, and private funding to deliver weatherization, energy efficiency, and home improvement services across our service area. The funding sources below supported direct services for households, while targeted initiatives improved housing durability, comfort, and energy performance.

Funding Sources

- Federal Grants: DOE; DOE BIL; DOE WRF; DOE E&I Wire; DOE SERC2; DOE CSPP; EAPWX
- State Grants: Propane; State HA; State PRE WX; HA-CIP
- Utility Partner Funding: CenterPoint Energy; MERC (Minnesota Energy Resources Center); Crow Wing Power; Minnesota Power; Stearns Electric
- Private: Private funding supported direct service

Major Accomplishments

- SERC2 – Enhanced Home Improvements: Completed window replacements for 10 households, improving comfort, reducing energy loss, and supporting long-term home energy performance.
- DOE CSPP – Mobile Home Performance Initiative: Finalized program year with 42 clients served for the entire life of the grant; all participants were residents of mobile homes, reducing energy burdens for these households.

Service Summary

Category	Direct Service	Clients
Federal	\$1,129,898.46	274
State	\$113,114.30	27
Utility	\$1,413,448.39	98
Private	\$4,800.00	32



Donations Accepted

501 LeMieur St. Little Falls

Website: www.tccaction.com

Facebook: www.facebook.com/tccactionpartnership

