

Anti-Poverty Action for Children, Families and Communities



2023 Annual Report

TCC Mission Statement

"TCC engages the entire community to listen to and partner with low income individuals and families to expand their opportunities to move out of economic poverty and towards prosperity."

TCC Vision Statement

"TCCAP has a substantive relationship with the low-income population we serve and we strive to be a leader in educating and organizing the community on issues surrounding economic poverty."



Community Action Promise

"Community Action changes lives, embodies the spirit of hope, improves communities, and makes America a better place to live. We are about the entire community, and we are dedicated to helping people help themselves and each other."

Community Services – what are TCCAP’s community

services programs? Community Services staff provide participants with options to help solve their emergency food, shelter, health, housing, transportation and tax preparation issues.

A single mother striving to put distance in miles between her past was looking for a safe place to raise her four children. She traveled with hopes of ending her homelessness. Struggling to find her footing to get a fresh start, she reached out and asked for help.

Assistance came from a partnership agency that located a rental and then connected mom with Tri-County Community Action Partnership (TCCAP). A smile could be felt over the phone as Community Service staff gave the news that the deposit to her new start was taken care of and it’s time to move in.

More opportunities continued as a referral to TCCAP’s Early Head Start/Head Start program was reviewed. Both her preschoolers were enrolled in a center-based setting and the littlest one was offered home-based care.

This placement provided mom the means to gain employment for the household. This family is thriving because of a shared mission amongst community organizations and the resources provided by working together.

VOLUNTEERS

291 Volunteers
5,017 hours
valuing \$1,298,086

TAXES

1,231 Taxpayers
received
\$1,564,221 in
refunds

MNSURE

13 Individuals
received assistance
from a MNSure
Navigator

EMERGENCY SERVICES 232 People received Emergency Services

2023 BOARD OF DIRECTORS

Jean Weis-Clough <i>Board Chairperson</i>	Private Sector Morrison County
Mallori Sheik <i>Vice Chair</i>	Low-Income Sector
Jonathan Knutson <i>Treasurer</i>	Private Sector
Toy Ross-Sullivan <i>Board Secretary</i>	Low-Income Sector
Christopher Brigman <i>Legal Expert</i>	Private Sector Crow Wing County
Cash Robinson	Low-Income Sector
Randy Winscher	Public Sector Morrison County
Rick Utech	Private Sector Morrison County
Lew Noska	Public Sector Morrison County

Agency Source of Funds \$13,126,635






- Direct Federal \$7,011,358
- Direct State \$1,195,066
- Client Revenue \$205
- Non Federal Match \$1,316,564
- Federal through State \$2,755,749
- Other Contracts \$848,230
- County Revenue 0
- Private/Fees/Corporate (\$537)

Agency Use of Funds \$12,562,700






- Head Start \$3,278,558
- Admin \$1,329,607
- CACFP \$217,204
- WX \$2,929,028
- Non Federal \$1,316,564
- CCP \$814,635
- CSBG \$390,201
- EHS \$2,758,604
- Housing \$33,448
- Other (\$505,149)

TCCAP number of Children and families served, the average percent of monthly enrollment and the percent of eligible children served:


 <p>Head Start</p>	 <p>Early Head Start</p>	 <p>Child Care Partnership</p>
<p>226 children were served and 207 families. The average monthly enrollment was 93%. Of the children served 80% were at or below 100% of poverty, 12% were between 100%-130% of poverty, and 8% were over income.</p>	<p>199 children were served, 12 pregnant woman and 168 families. The average monthly enrollment was 78%. Of the children served 92% were at or below 100% of poverty, 7% were between 100% and 130% of poverty, and there were 1% over income.</p>	<p>94 children were served and 82 families. The average monthly enrollment was 89%. Of the children served 98% were at or below 100% of poverty, 1% were between 100%-130% of poverty, and 1% were over income.</p>

Parents participated in Policy Council, Parent Meetings, Parent/Teacher Conferences, Self-Assessment, Minnesota Head Start Association, and Conscious Discipline Parent Curriculum. There were also 4 Family/Child Events in each county that took place throughout the program year.

 <p>Number of enrolled children that received medical and dental exams:</p> 		
<p>Head Start</p>	<p>Early Head Start</p>	<p>Child Care Partnership</p>
<p>74% of children received a medical exam and 52% received a dental exam.</p>	<p>25% of children received a medical exam and 42% received a dental exam.</p>	<p>19% of children received a medical exam and 51% received a dental exam.</p>

 TCCAP collaborates with local school districts and parents/guardians to best prepare children for kindergarten. The Head Start and Early Head Start programs use *The Creative Curriculum* and TS GOLD as the assessment tool. Staff hold 2-3 parent/teacher conferences throughout the program year to discuss children’s progress and needs. Transitions between TCCAP and school districts are coordinated to ensure the family’s transition is as smooth as possible.

On November 16th, 2022, a CLASS Video Pilot Observation was conducted. The program scored above the National Average in each of the three domains (Emotional Support, Classroom Organization, and Instructional Support). The Administration for Children and Families conducted a Focus Area 1 review November 30th, 2020, and a Focus Area 2 review on March 6th, 2023. Both reviews found that the program is in compliance with the requirements of Head Start. A Risk Assessment Notification (RAN) review was completed September 27th 2023. This review resulted in a deficiency for the program based on safety concerns. The most recent audit findings indicated Material Weakness in Internal Control over Financial Reports and Significant Deficiency in Internal Control over Major Federal Programs and other matters.

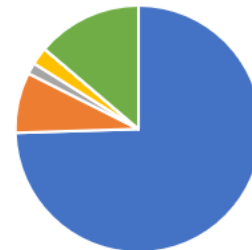


Head Start, Early Head Start & Child Care Partnership Expenses \$9,411,037



- Personnel/Fringe \$5,653,833
- Contractual \$753,214
- Other \$203,029
- Supplies \$363,074
- Training \$112,295
- Equipment \$373,463
- Travel \$80,353
- Program \$573,827
- Non Federal Match \$1,297,949

Head Start, Early Head Start & Child Care Partnership Proposed Budget \$9,411,037

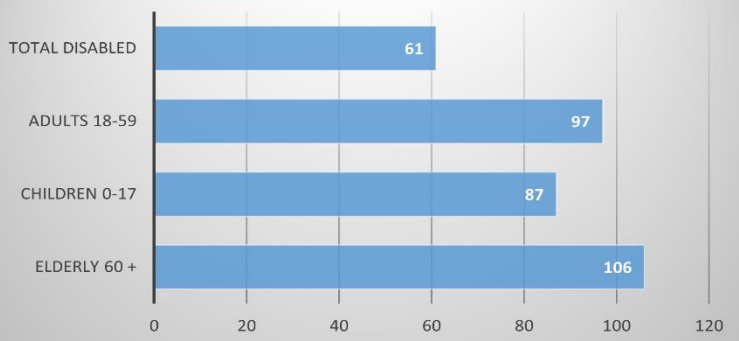


- US Dept. of HHS \$7,011,358
- MN Dept of Education \$745,643
- Early Learn Scholarships \$138,883
- USDA \$217,204
- Other \$0
- Non Federal Match \$1,297,949

TCCAP Weatherization program

The weatherization program completed the fiscal year with 3,125,903 in funding. During the fiscal year 2023 we utilized our utility partners and grant funding to secure an additional 1,748,948 for weatherization services. This additional funding allowed us to reach clients who were deferred in the past and provide weatherization services to more residents in the three-county area.

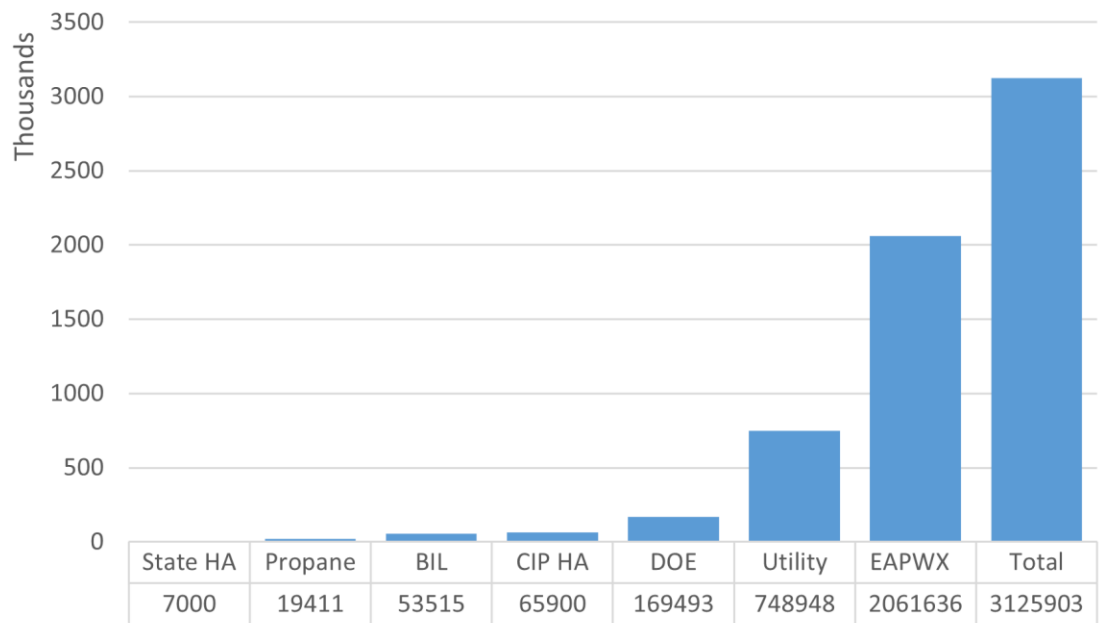
Weatherization Housholds Served



Vermiculite Removal: Helping Abate asbestos in our communities.

We're thrilled to share that our organization has successfully completed vermiculite removal projects in Todd, Crow Wing, and Morrison counties. With a total funding of 251,867, we've made 22 homes safer by eliminating hazardous insulation. Moreover, we've taken a step further by reinsulating these homes, ensuring better energy savings and comfort for residents.

Weatherization Funding



Donations Accepted

501 LeMieur St. Little Falls

Website: www.tccaction.com

Facebook: www.facebook.com/tccactionpartnership



ACTION FOR CHILDREN, FAMILIES, AND COMMUNITIES