

*Anti-Poverty Action for Children, Families, and Communities.*



# 2021 Annual Report

## TCC Mission Statement

*"TCC engages the entire community to listen to and partner with low income individuals and families to expand their opportunities to move out of economic poverty and towards prosperity."*



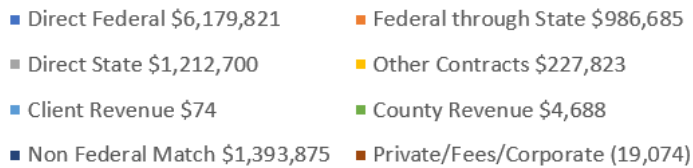
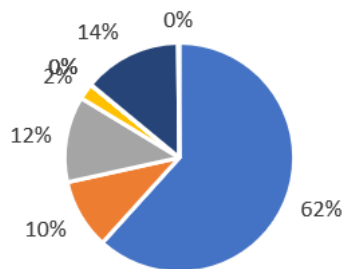
## Community Action Promise

*"Community Action changes lives, embodies the spirit of hope, improves communities, and makes America a better place to live. We are about the entire community, and we are dedicated to helping people help themselves and each other."*

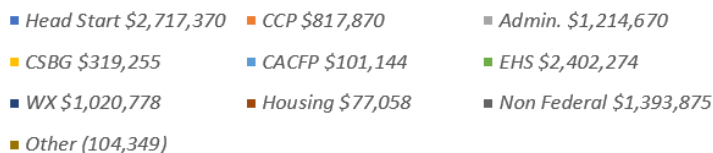
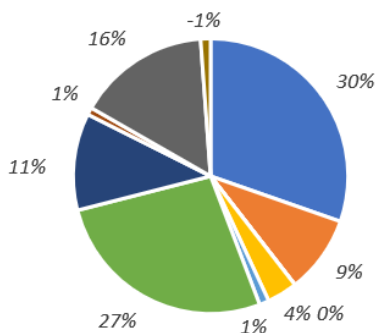
## TCC Vision Statement

*"TCCAP has a substantive relationship with the low-income population we serve and we strive to be a leader in educating and organizing the community on issues surrounding economic poverty."*

Agency Source of Funds \$9,986,592



Agency Use of Funds \$9,959,946



## 2021 BOARD OF DIRECTORS









<b>Jean Weis-Clough</b> Board Chairperson	Private Sector Morrison County
<b>Deborah Bialke</b> Vice Chair	Low-Income Sector Morrison County
<b>Carol Anderson</b> Treasurer	Private Sector Morrison County
<b>Mallori Sheik</b> Secretary	Low-Income Crow Wing
<b>David Kircher</b> Past Board Chair	Public Sector Todd County
<b>Cash Robinson</b>	Low-Income Sector Crow Wing
<b>Rodney Erickson</b>	Public Sector Todd County
<b>Randy Winscher</b>	Public Sector Morrison County
<b>Jessica Kvistad</b>	Private Sector Crow Wing
<b>Robert Follis</b>	Low-Income Morrison County
<b>Connie Lyscio</b>	Public Sector Crow Wing County
<b>Rick Utech</b>	Private Sector Morrison County

**Donations Accepted**

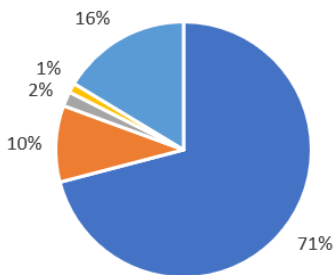
**Address: 501 LeMieur St. Little Falls**

**Website: [www.tccaction.com](http://www.tccaction.com)**

**Facebook: [www.facebook.com/tccactionpartnership/](https://www.facebook.com/tccactionpartnership/)**

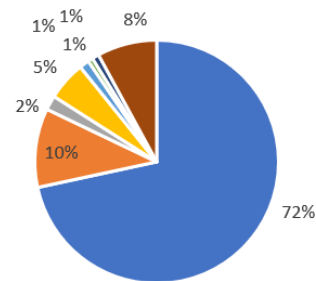
			
<p><b>Number of children and families served, the average percent of monthly enrollment and the percent of eligible children served.</b></p> 	<p>166 children were served and 155 families. The average monthly enrollment was 70%. Of the children served 72% were at or below 100% of poverty, 19% were between 100%-130% of poverty and 9% were over-income.</p>	<p>179 children were served, 9 pregnant women and 120 families. The average monthly enrollment was 89%. Of the children served 85% were at or below 100% of poverty, 14% were between 100%-130% of poverty and 1% were over-income.</p>	<p>109 children were served and 79 families. The average monthly enrollment was 79%. Of the children served 91% were at or below 100% of poverty, 6% were between 100%-130% of poverty and 3% were over-income.</p>
<p>Parents participated in Policy Council, Parent Meetings, Parent/Teacher Conferences, Self-Assessment, Minnesota Head Start Association, 123 Magic Parent Curriculum using ZOOM technology. There was one Family/Child Event in each county that took place in the Spring of 2021. In person services were limited to outdoors due to the COVID-19 pandemic.</p>			
<p><b>Number of enrolled children that received medical and dental exams</b></p>  	<p>81% of children received a medical exam and 66% received a dental exam.</p>	<p>80% of children received a medical exam and 79% received a dental exam.</p>	<p>62% of children received a medical exam and 62% received a dental exam.</p>
<p>TCCAP collaborates with local school districts and parents/guardians to best prepare children for Kindergarten. The Head Start and Early Head Start programs uses <i>The Creative Curriculum</i> and TS GOLD as the assessment tool. Staff hold 2-3 parent/teacher conferences throughout the program year to discuss children's progress and needs. Transitions between TCCAP and school districts are coordinated to ensure the proper paperwork is completed and the family's transition is as smooth as possible.</p> 			
<p>On 10/30/17 a CLASS review was conducted. The program scored above the National Average in each of the three domains (Emotional Support, Classroom Organization and Instructional Support).  The Administration for Children and Families conducted Focus Area 1 review from November 30<sup>th</sup> – December 4<sup>th</sup> in 2020. The report found that the program <u>is in compliance with the requirements of Head Start.</u></p>  <p>The most recent audit findings indicated a Material Weakness in Internal Control over Financial Reporting.</p>			

Head Start, Early Head Start & Child Care Partnership  
Proposed Budget \$8,362,881



- US Dept of HHS \$5,931,656
- MN Dept of Education \$808,186
- Early Learn Scholarships \$154,258
- USDA \$101,156
- Non Federal Match \$1,367,625

Head Start, Early Head Start & Child Care Partnership  
Expenses \$8,362,881



- Personnel/Fringe \$5,009,801
- Contractual \$734,382
- Other \$134,443
- Supplies \$362,370
- Training \$90,741
- Equipment \$45,254
- Travel \$64,231
- Program \$554,034
- Non Federal Match \$1,367,625



**HEAD START: PRENATAL TO FIVE**  
**EMERGENCY SERVICES**  
**WEATHERIZATION ASSISTANCE**



**ACTION FOR CHILDREN, FAMILIES,  
AND COMMUNITIES**

# Community Services

Community Services – what are TCCAP’s community services programs?

Community Services staff provide participants with options to help solve their emergency food, shelter, health, housing, transportation and tax preparation issues.

Through the CARES grant, we have been able to step in and support clients during the continuing COVID-19 pandemic which disrupted clients lives. More clients reported job loss due to COVID-19 closures, food insecurity, school closures and added expenses with home schooling their children and household bills. TCCAP provided emergency services support for rent deposit, rent payments, water, sewer, electric, gas, internet, insurance, car repairs, house repairs, food and gas cards.

A family came to us for help because their water was disconnected and they were also behind on their electric bill. This was a blended family with both parents out of work due to COVID shutdowns along with their son, his girlfriend and newborn baby. The adult children had moved back home hoping to share costs due to their own financial difficulties relating to COVID. Family members were making trips to the water fountain in the local park to fill plastic jugs of water for bathing and cooking. Through our local emergency services collaborative group, we were able to support this family and get their water turned back on and pay their electric bill.



**371** Volunteers  
**8,081** hours  
 valuing **\$1,368,174**



**1,138** tax payers received  
**\$1,782,004** in refunds



**22** People received assistance  
 from a MNSure Navigator



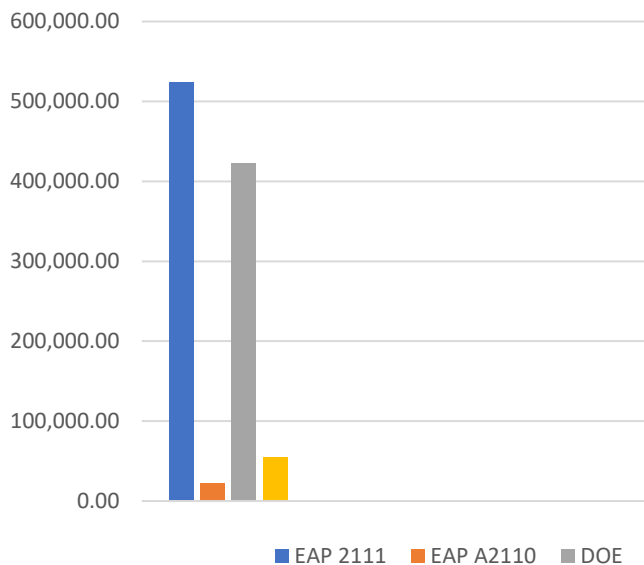
**231** People received  
 Emergency Services

## Veteran Solar Program: Helping Qualified Veterans with Extra Income

TCCAP has installed a Solar Array on the property located at 501 LeMieur Street in Little Falls. This is clean renewable energy that is helping the entire community fight global warming. The Veteran Solar Program is designed to help fifteen qualified Veterans with living expenses. The solar panel generates clean solar energy, the savings generated from this energy creates a fund which is disbursed quarterly to each Veteran. Checks are then mailed directly to clients. The extra money clients receive is allowed to be used on everyday expenses. Now more then ever this money is helping the community, and the clean energy we are generating is helping save our environment for future generations.



### WX Program Report



Weatherization Grant Funds	\$1,021,863.29
Conservation Improvement Program Funds	\$103,805.74
MHFA Loans (10 Loans)	\$158,358.00
In-Kind	\$47,000.00

<b>Weatherization Households Served</b>	<b>273</b>
Elderly	54
Disabled	55
Children	88
Adults	76