

Anti-Poverty Action for Children, Families, and Communities.



2019 Annual Report

TCC Mission Statement

"TCC engages the entire community to listen to and partner with low income individuals and families to expand their opportunities to move out of economic poverty and towards prosperity."



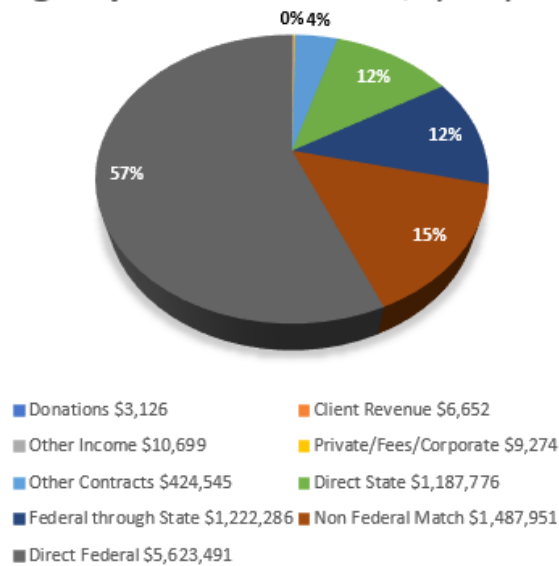
Community Action Promise

"Community Action changes lives, embodies the spirit of hope, improves communities, and makes America a better place to live. We are about the entire community, and we are dedicated to helping people help themselves and each other."

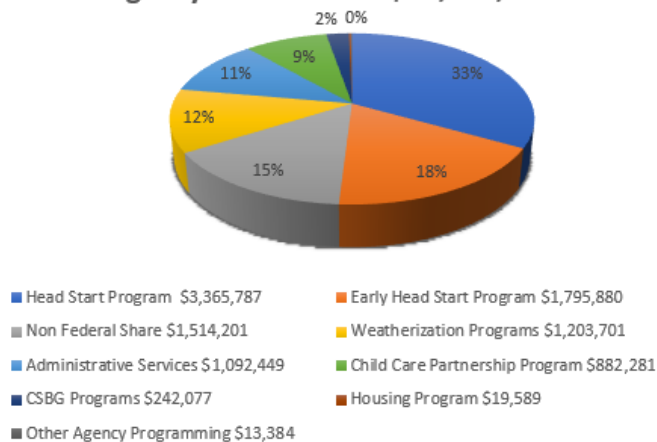
TCC Vision Statement

"TCCAP has a substantive relationship with the low-income population we serve and we strive to be a leader in educating and organizing the community on issues surrounding economic poverty."

Agency Source of Funds \$9,975,802



Agency Use of Funds \$10,129,349



2019 BOARD OF DIRECTORS





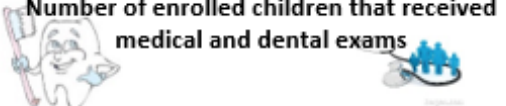


David Kircher Board Chairperson	Public Sector Todd County
Deborah Bialke Past Chairperson	Low-Income Sector Morrison County
Todd Holman Vice-Chair	Public Sector Crow Wing
Ted Pfohl Treasurer	Private Sector Morrison County
Amity Dimock Secretary	Private Sector Crow Wing
Jean Weis-Clough Early Childhood Ed.	Private Sector Morrison County
George Wetzel Jr. Legal Expert	Private Sector
Cristina Cummins Head Start Parent	Low-Income Sector Todd County
Jennifer Perez Krueger	Low-Income Sector Crow Wing
Rodney Erickson	Public Sector Todd County
Randy Winscher	Public Sector Morrison County
Jessica Kvistad	Private Sector Crow Wing
Mallori Sheik	Low-Income Northern Crow Wing
Robert Follis	Low-Income Morrison County
Connie Lyscio	Public Sector Crow Wing County

Donations Accepted

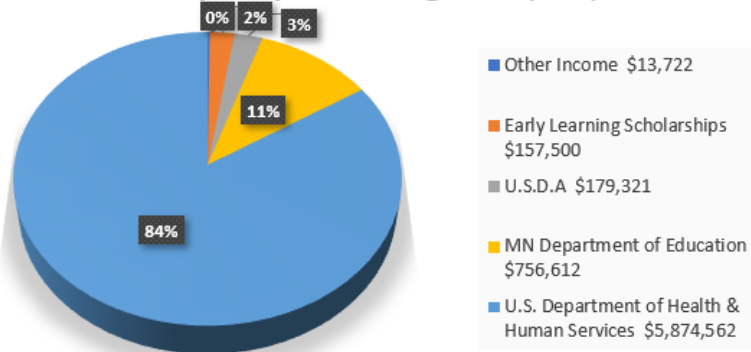
Website: www.tccaction.com

Facebook: www.facebook.com/tccactionpartnership/

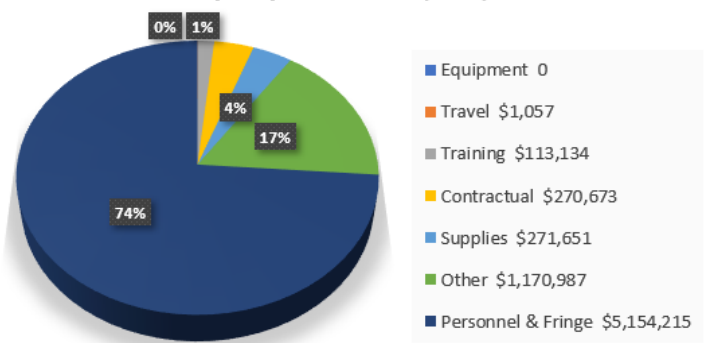
Address: 501 LeMieur St., Little Falls, MN 56345

			
<p>Number of children and families served, the average percent of monthly enrollment and the percent of eligible children served.</p> 	<p>367 children were served and 332 families. The average monthly enrollment was 92%. Of the children served 75% were at or below 100% of poverty, 16% were between 100%-130% of poverty and 9% were over-income.</p>	<p>364 children were served and 385 families. The average monthly enrollment was 93%. Of the children served 81% were at or below 100% of poverty, 11% were between 100%-130% of poverty and 8% were over-income.</p>	<p>130 children were served and 112 families. The average monthly enrollment was 93%. Of the children served 85% were at or below 100% of poverty, 12% were between 100%-130% of poverty and 3% were over-income.</p>
<p>Parents participated in Policy Council, Parent Meetings, Family/Child Events, Parent/Teacher Conferences, Self-Assessment, Minnesota Head Start Association, 123 Magic Parent Curriculum. Thirteen parents attended the Minnesota Head Start Association Annual Parent Conference in Brainerd, MN.</p>			
<p>Number of enrolled children that received medical and dental exams</p> 	<p>88% of children received a medical exam and 48% received a dental exam.</p>	<p>91% of children received a medical exam and 6% received a dental exam.</p>	<p>62% of children received a medical exam and 18% received a dental exam.</p>
<p>TCCAP collaborates with local school districts and parents/guardians to best prepare children for Kindergarten. The program uses the HighScope Curriculum and COR Advantage as the assessment tool. Staff hold 2-3 parent/teacher conferences throughout the program year to discuss children's progress and needs. Transitions between TCCAP and school districts are coordinated to ensure the proper paperwork is completed and the family's transition is as smooth as possible.</p> 			
<p>On 10/30/17 a CLASS review was conducted. The program scored above the National Average in each of the three domains (Emotional Support, Classroom Organization and Instructional Support).</p>  <p>The most recent audit findings indicated a significant deficiency in Material Audit Adjustments with a recommendation of reviewing and updating month end and year end processes to ensure all accounts are current at year end. The agency did follow the recommendation. There was also a noncompliance finding of under-enrollment in the Head Start program.</p>			

Head Start, Early Head Start & Child Care Partnership Proposed Budget = \$6,981,717



Head Start, Early Head Start & Child Care Partnership Expenses = \$6,981,717



HEAD START: PRENATAL TO FIVE

EMERGENCY SERVICES

WEATHERIZATION ASSISTANCE



ACTION FOR CHILDREN, FAMILIES, AND COMMUNITIES

Community Services

Community Services – what are TCCAP’s community services programs?

Community Services staff provide participants with options to help solve their emergency food, shelter, health, housing, transportation and tax preparation issues. The stories of Jerome, John and Mary reflect some of the diverse participants who have been helped by the Community Services Department.

Jerome who is single, disabled and out of work, had recently found employment when his vehicle broke down. He needed immediate help with car repairs to get to work to pay his monthly bills. Jerome used the tax prep service which resulted in a refund to buy a better car.

John and his wife were working several part-time jobs to help meet the needs of their large family. Because a hectic work schedule and family life inhibited repairing his older home, John received emergency repairs and energy efficient weatherization improvements. Tax prep also helped John to use his refund to meet the needs of his large household.

Single mom, Mary, had regular employment but she was struggling with financial barriers. Help with rent and vehicle repairs enabled Mary to maintain her job and keep up with monthly bills. She then had her taxes prepared and used her refund to catch up on bills and pay down her debt.



488 Volunteers
19,428 hours
 valuing **\$1,272,898**



1,104 tax payers received
\$1,587,234 in refunds



54 People received assistance
 from a MNSure Navigator



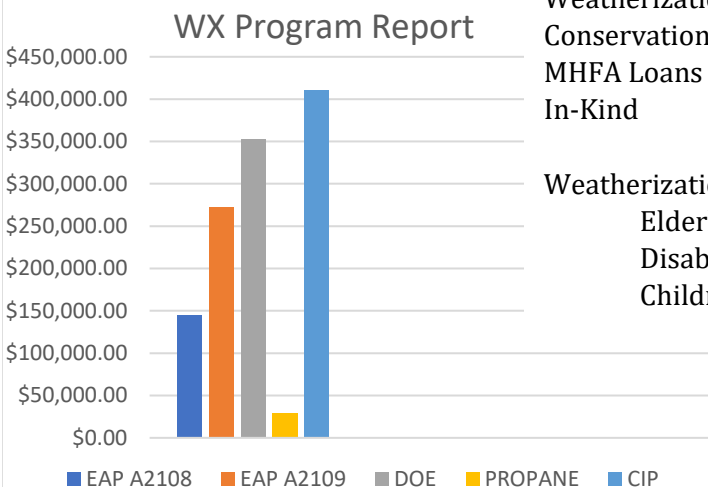
150 People received
 Emergency Services

Weatherization: Changing Our Environment

George and Virginia are like many retirees their age: they worked hard, raised a family, and thought they had enough saved for retirement to enjoy their golden years together. They had worked hard all their lives to see their children, grandchildren, and great grandchildren grow. Within three months of indicating that they might be interested in the Weatherization Assistance Program, the Weatherization team at TCC enrolled the couple into the program, conducted an initial energy audit, thoroughly inspected the home to identify necessary and qualifying projects and hired out the projects to local contractors.

“I can’t really explain how much this has changed our environment and our living,” George said. “Things we were really concerned about last winter have gone away.”

TCC is proud to share this story about the Weatherization Team and the work they and hired contractors do throughout Crow Wing, Todd, and Morrison Counties every year. **This publicly funded program puts roughly \$1 million into local economies each year through hired work with contractors.** And, most importantly, this program helps neighbors like George and Virginia rest easier, knowing their home will be safe and warm this winter.



Weatherization Grant Funds	\$798,058.77
Conservation Improvement Program Funds	\$410,373.63
MHFA Loans (4 Loans)	\$62,288.10
In-Kind	\$20,000

Weatherization Households Served	172
Elderly	291
Disabled	245
Children	272

CIP Partners:

MN Power	Merc
Xcel Energy	Stearns Electric
CenterPoint Energy	Crow Wing Power